

**North York
General Hospital**

Financial Statements
March 31, 2022



Independent auditor's report

To the Board of Directors of North York General Hospital

Our opinion

In our opinion, the accompanying financial statements present fairly, in all material respects, the financial position of North York General Hospital (the Hospital) as at March 31, 2022 and the results of its operations, its remeasurement gains and losses and its cash flows for the year then ended in accordance with Canadian public sector accounting standards.

What we have audited

The Hospital's financial statements comprise:

- the statement of financial position as at March 31, 2022;
- the statement of operations for the year then ended;
- the statement of changes in net assets for the year then ended;
- the statement of remeasurement losses for the year then ended;
- the statement of cash flows for the year then ended; and
- the notes to the financial statements, which include significant accounting policies and other explanatory information.

Basis for opinion

We conducted our audit in accordance with Canadian generally accepted auditing standards. Our responsibilities under those standards are further described in the *Auditor's responsibilities for the audit of the financial statements* section of our report.

We believe that the audit evidence we have obtained is sufficient and appropriate to provide a basis for our opinion.

Independence

We are independent of the Hospital in accordance with the ethical requirements that are relevant to our audit of the financial statements in Canada. We have fulfilled our other ethical responsibilities in accordance with these requirements.

Responsibilities of management and those charged with governance for the financial statements

Management is responsible for the preparation and fair presentation of the financial statements in accordance with Canadian public sector accounting standards, and for such internal control as

PricewaterhouseCoopers LLP
PwC Centre, 354 Davis Road, Suite 600, Oakville, Ontario, Canada L6J 0C5
T: +1 905 815 6300, F: +1 905 815 6499



management determines is necessary to enable the preparation of financial statements that are free from material misstatement, whether due to fraud or error.

In preparing the financial statements, management is responsible for assessing the Hospital's ability to continue as a going concern, disclosing, as applicable, matters related to going concern and using the going concern basis of accounting unless management either intends to liquidate the Hospital or to cease operations, or has no realistic alternative but to do so.

Those charged with governance are responsible for overseeing the Hospital's financial reporting process.

Auditor's responsibilities for the audit of the financial statements

Our objectives are to obtain reasonable assurance about whether the financial statements as a whole are free from material misstatement, whether due to fraud or error, and to issue an auditor's report that includes our opinion. Reasonable assurance is a high level of assurance, but is not a guarantee that an audit conducted in accordance with Canadian generally accepted auditing standards will always detect a material misstatement when it exists. Misstatements can arise from fraud or error and are considered material if, individually or in the aggregate, they could reasonably be expected to influence the economic decisions of users taken on the basis of these financial statements.

As part of an audit in accordance with Canadian generally accepted auditing standards, we exercise professional judgment and maintain professional skepticism throughout the audit. We also:

- Identify and assess the risks of material misstatement of the financial statements, whether due to fraud or error, design and perform audit procedures responsive to those risks, and obtain audit evidence that is sufficient and appropriate to provide a basis for our opinion. The risk of not detecting a material misstatement resulting from fraud is higher than for one resulting from error, as fraud may involve collusion, forgery, intentional omissions, misrepresentations, or the override of internal control.
- Obtain an understanding of internal control relevant to the audit in order to design audit procedures that are appropriate in the circumstances, but not for the purpose of expressing an opinion on the effectiveness of the Hospital's internal control.
- Evaluate the appropriateness of accounting policies used and the reasonableness of accounting estimates and related disclosures made by management.
- Conclude on the appropriateness of management's use of the going concern basis of accounting and, based on the audit evidence obtained, whether a material uncertainty exists related to events or conditions that may cast significant doubt on the Hospital's ability to continue as a going concern. If we conclude that a material uncertainty exists, we are required to draw attention in our auditor's report to the related disclosures in the financial statements or, if such disclosures are inadequate, to modify our opinion. Our conclusions are based on the audit evidence obtained up to the date of our auditor's report. However, future events or conditions may cause the Hospital to cease to continue as a going concern.



- Evaluate the overall presentation, structure and content of the financial statements, including the disclosures, and whether the financial statements represent the underlying transactions and events in a manner that achieves fair presentation.

We communicate with those charged with governance regarding, among other matters, the planned scope and timing of the audit and significant audit findings, including any significant deficiencies in internal control that we identify during our audit.

PricewaterhouseCoopers LLP

Chartered Professional Accountants, Licensed Public Accountants

Oakville, Ontario
May 25, 2022

North York General Hospital

Statement of Financial Position

As at March 31, 2022

(in thousands of dollars)

	2022 \$	2021 \$
Assets		
Current assets		
Cash and cash equivalents	96,108	71,829
Accounts receivable (note 4)	37,819	35,571
Prepaid expenses	7,156	5,342
Inventories	6,168	5,317
	<hr/> 147,251	<hr/> 118,059
Capital assets (note 5)	239,299	206,711
Other long-term asset	8,814	8,270
Long-term investments (note 6)	6,173	6,503
	<hr/> 401,537	<hr/> 339,543
Liabilities		
Current liabilities		
Accounts payable and accrued liabilities	120,625	92,478
Deferred revenue	16,869	11,107
Long-term debt (note 7)	730	704
	<hr/> 138,224	<hr/> 104,289
Long-term debt (note 7)	6,335	7,065
Derivative liabilities (note 7)	961	1,659
Employee future benefits (note 9)	12,779	12,143
Deferred capital contributions (note 8)	166,573	141,502
Other long-term liability	6,023	5,725
	<hr/> 330,895	<hr/> 272,383
Net Assets		
Invested in capital assets (note 3)	110,057	84,060
Unrestricted	(38,384)	(15,362)
Accumulated remeasurement losses	(1,031)	(1,538)
	<hr/> 70,642	<hr/> 67,160
	<hr/> 401,537	<hr/> 339,543
Commitments and contingencies (note 14)		

Approved by the Board

Me.

Treasurer

BC

Chairman

The accompanying notes are an integral part of these financial statements.

North York General Hospital

Statement of Operations

For the year ended March 31, 2022

(in thousands of dollars)

	2022	2021
	\$	\$
Revenue		
Ministry of Health and Ontario Health	372,782	343,640
COVID-19 funding	27,354	33,982
Patient services	38,003	35,458
Ancillary operations	42,863	40,021
Amortization of deferred capital contributions – equipment and software	3,579	3,651
	<u>484,581</u>	<u>456,752</u>
Expenses		
Salaries and wages	217,629	208,271
Employee benefits (note 9)	59,883	55,607
Medical staff	44,083	44,733
Building and equipment maintenance	35,990	26,663
Drugs	34,790	31,375
Medical and surgical supplies	22,727	18,835
Other supplies and expenses	55,471	58,367
Amortization of equipment and software	8,162	7,869
	<u>478,735</u>	<u>451,720</u>
Excess of revenue over expenses before the undernoted	<u>5,846</u>	<u>5,032</u>
Amortization of deferred capital contributions – building and parking facilities	5,074	4,764
Amortization of building and parking facilities	<u>(7,945)</u>	<u>(7,378)</u>
	<u>(2,871)</u>	<u>(2,614)</u>
Excess of revenue over expenses for the year	<u>2,975</u>	<u>2,418</u>

The accompanying notes are an integral part of these financial statements.

North York General Hospital

Statement of Changes in Net Assets

For the year ended March 31, 2022

(in thousands of dollars)

			<u>2022</u>	<u>2021</u>
	Invested in capital assets \$ (note 3)	Unrestricted \$	Total \$	Total \$
Balance – Beginning of year	84,060	(15,362)	68,698	66,280
Excess (deficiency) of revenue over expenses for the year	(7,454)	10,429	2,975	2,418
Invested in capital assets transfer (note 3)	33,451	(33,451)	-	-
Balance – End of year	<u>110,057</u>	<u>(38,384)</u>	<u>71,673</u>	<u>68,698</u>

The accompanying notes are an integral part of these financial statements.

North York General Hospital

Statement of Remeasurement Losses

For the year ended March 31, 2022

(in thousands of dollars)

	2022 \$	2021 \$
Accumulated remeasurement losses – Beginning of year	<u>(1,538)</u>	<u>(2,431)</u>
Unrealized gains attributable to		
Change in fair value		
Derivatives	698	613
Investments	<u>(191)</u>	<u>280</u>
Net remeasurement gains for the year	<u>507</u>	<u>893</u>
Accumulated remeasurement losses – End of year	<u><u>(1,031)</u></u>	<u><u>(1,538)</u></u>

The accompanying notes are an integral part of these financial statements.

North York General Hospital

Statement of Cash Flows

For the year ended March 31, 2022

(in thousands of dollars)

	2022 \$	2021 \$
Cash provided by (used in)		
Operating activities		
Excess of revenue over expenses for the year	2,975	2,418
Items not affecting cash		
Amortization of equipment and software	8,162	7,869
Amortization of building and parking facilities	7,945	7,378
Amortization of deferred capital contributions of equipment and software	(3,579)	(3,651)
Amortization of deferred capital contributions of building and parking facilities	(5,074)	(4,764)
Employee future benefits expense	636	559
Decrease in investments	139	90
Changes in non-cash components of working capital (note 10)	28,750	7,254
	<hr/> 39,954	<hr/> 17,153
Financing activities		
Capital contributions received		
Ministry of Health	25,743	12,774
North York General Hospital Foundation and other	7,981	7,872
Repayment of long-term debt	(704)	(846)
	<hr/> 33,020	<hr/> 19,800
Capital activities		
Purchases of capital assets	<hr/> (48,695)	<hr/> (27,415)
Change in cash and cash equivalents during the year	24,279	9,538
Cash and cash equivalents – Beginning of year	<hr/> 71,829	<hr/> 62,291
Cash and cash equivalents – End of year	<hr/> <hr/> 96,108	<hr/> <hr/> 71,829

The accompanying notes are an integral part of these financial statements.

North York General Hospital

Notes to Financial Statements

March 31, 2022

(in thousands of dollars)

1 Operations

North York General Hospital (NYGH or the Hospital), affiliated with the University of Toronto, is a leading community academic hospital in Canada. It offers a wide range of acute care, ambulatory and long-term care services across its seven sites and is a leader in patient and family centered care.

The Hospital was incorporated in 1962, without share capital, under Part III of the Ontario Corporations Act. The Hospital is a registered charity as defined in the Income Tax Act (Canada) and, as such, is exempt from corporate income taxes.

These financial statements include the assets, liabilities and activities of the Hospital. These financial statements do not include the activities of the North York General Hospital Foundation (the Foundation) or the activities of the North York General Hospital Volunteer Services.

Impacts of COVID-19

On March 11, 2020, the World Health Organization characterized the outbreak of a strain of the novel coronavirus (COVID-19) as a pandemic, which has resulted in a series of public health and emergency measures being put in place to combat the spread of the virus. As a result of the COVID-19 pandemic, the Hospital experienced a change in the demand for its services and incurred unbudgeted pandemic response expenditures.

During the year ended March 31, 2022, the Hospital incurred pandemic-related incremental operating expenditures of \$27,354 (2021 – \$31,582). This amount was recognized as Ministry of Health (MOH) COVID-19 funding revenue in the statement of operations for the year ended March 31, 2022, in accordance with the MOH's COVID-19 Hospital Expenses Guidance document.

In addition to funding received, the Hospital received \$6,249 (2020 – \$8,905) in temporary pandemic pay funding for eligible staff and temporary physician pay funding, which have been offset in salaries and wages, employee benefits and medical staff in the statement of operations during the year, since the Hospital acted as an agent for the MOH in respect of distributing the pay to staff and physicians.

The duration and impact of the COVID-19 pandemic are unknown at this time, and it is not possible to reliably estimate the impact that the severity and length of the pandemic will have on the financial results of the Hospital in future periods.

2 Summary of significant accounting policies

The financial statements have been prepared by management in accordance with Canadian public sector accounting standards including accounting standards that apply only to government not-for-profit organizations.

North York General Hospital

Notes to Financial Statements

March 31, 2022

(in thousands of dollars)

Revenue recognition

The Hospital follows the deferral method of accounting for contributions, which include donations and government grants. Unrestricted contributions are recognized as revenue when received or receivable. Externally restricted contributions are recognized as revenue in the year in which the related expenses are incurred.

Under the Health Insurance Act (Ontario) and the regulations thereunder, the Hospital is funded primarily by the Province of Ontario in accordance with funding arrangements established by the MOH and Ontario Health (an integrated organization of previous provincial health units including Local Health Integration Network and Cancer Care Ontario). Operating grants are recorded as revenue in the period to which they relate. Grants approved but not received at the end of a period are accrued. Where a portion of a grant relates to a future period, it is deferred and recognized in the subsequent period. These financial statements reflect management's best estimates of funding arrangements with the MOH and Ontario Health. The Hospital has entered into an accountability agreement with Ontario Health, which requires the Hospital to meet certain financial and non-financial performance indicators.

All investment income is unrestricted and recognized as revenue when earned.

Amortization of building and parking facilities is not fully funded by the MOH and accordingly the amortization of building and parking facilities has been reflected as an undernoted item in the statement of operations with the corresponding realization of revenue for deferred donations and grants.

Contributions received in the form of donations and grants for specific capital expenditures are initially deferred and recorded as deferred capital contributions. These deferred contributions are recognized in revenue on the same basis as the amortization of the cost of the related capital assets.

Employee benefit plans

Substantially all employees of the Hospital are eligible to be members of the Healthcare of Ontario Pension Plan (HOOPP), which is a multi-employer, best five years' average earnings and contributory pension plan; employees are entitled to certain post-employment benefits. Contributions made to HOOPP are expensed as funded, as the plan is accounted for as a defined contribution plan.

The Hospital provides certain healthcare, dental, life insurance and other benefits for certain retired employees. The cost of post-employment benefits is determined using the accrued benefit method pro-rated on service and management's best estimate of expected salary escalation, retirement ages of employees and healthcare costs. The discount rate used to determine the accrued benefit obligation was determined by reference to the rate of return on provincial government bonds with an additional risk premium specific to the Hospital for varying durations based on cash flows expected from employee future benefit obligations. Actuarial gains and losses are amortized over the remaining service lives of the employees. Past-service costs relating to plan amendments are expensed when incurred.

North York General Hospital

Notes to Financial Statements

March 31, 2022

(in thousands of dollars)

Cash and cash equivalents

Cash and cash equivalents include short-term investments that have a term to maturity of three months or less from the date of purchase. Included in cash and cash equivalents is restricted cash of \$44,395 (2021 – \$26,619) pertaining to unspent capital contributions and \$16,869 (2021 – \$11,107) pertaining to deferred revenue.

Inventories

Inventories consist primarily of hospital supplies held for patient care and are recorded at the lower of cost and replacement cost. Outpatient pharmacy inventories, which are sold at prices that reflect fair value, are valued at the lower of cost and net realizable value. Cost is determined by the first-in, first-out method.

Capital assets

Capital assets are stated at cost, less accumulated amortization.

Expenditures for new facilities, or expenditures that substantially increase the useful lives of existing capital assets, are capitalized. Renovation costs to maintain normal operating efficiency are expensed as incurred. Contributed capital assets are recorded at fair value at the date of acquisition.

Amortization is provided for by the straight-line method over the estimated useful lives of the assets at rates as follows:

Parking facilities	4% – 10%
Buildings	2-1/2% – 20%
Equipment	5% – 20%
Software	33-1/3%

Projects-in-progress comprise direct construction and development costs. No amortization is recorded until construction is substantially complete and the assets are ready for use.

Impairment of long-lived assets

An impairment charge is recorded for long-lived assets when a capital asset no longer has any long-term service potential. The impairment loss is calculated as the difference between the net carrying value of the asset over any residual value.

Contributed services

A substantial number of volunteers contribute a significant amount of their time each year. Due to the difficulty of determining the fair value, these contributed services are not recognized or disclosed in the financial statements and related financial statement notes.

Joint ventures

The investment in joint ventures is accounted for using the modified equity method.

North York General Hospital

Notes to Financial Statements

March 31, 2022

(in thousands of dollars)

Financial instruments

The Hospital's financial instruments are measured as follows:

Assets/liabilities	Measurement category
Cash and cash equivalents	amortized cost
Accounts receivable	amortized cost
Other long-term asset	amortized cost
Long-term investments	fair value
Accounts payable and accrued liabilities	amortized cost
Long-term debt	amortized cost
Derivative liabilities	fair value
Other long-term liability	amortized cost

Transaction costs related to financial instruments are expensed as incurred.

Derivatives

Interest rate swap agreements are used as part of the Hospital's program to manage the fixed and floating interest rate mix of the Hospital's long-term debt portfolio and related overall cost of borrowing. Interest to be paid or received under such swap contracts is recognized over the life of the contracts as adjustments to interest expense.

Fair value measurement

The following classification system is used to describe the basis of the inputs used to measure the fair values of financial instruments in the fair value measurement category:

- Level 1 – quoted prices (unadjusted) in active markets for identical assets or liabilities;
- Level 2 – market-based inputs other than quoted prices that are observable for the asset or liability either directly or indirectly; and
- Level 3 – inputs for the asset or liability that are not based on observable market data; assumptions are based on the best internal and external information available and are most suitable and appropriate based on the type of financial instrument being valued in order to establish what the transaction price would have been on the measurement date in an arm's length transaction.

Long-term investments are measured as Level 1 financial instruments and the derivative liabilities are measured as Level 2 financial instruments.

Unrealized gains and losses from changes in the fair value of financial instruments are recognized in the statement of remeasurement losses. On settlement, the cumulative gain or loss is reclassified from the statement of remeasurement losses and are recognized in the statement of operations. Interest and dividends attributable to financial instruments are reported in the statement of operations. Transaction costs on assets measured at fair value are expensed as incurred.

North York General Hospital

Notes to Financial Statements

March 31, 2022

(in thousands of dollars)

All financial assets, except derivative liabilities and long-term investments, are tested annually for impairment. When financial assets are impaired, impairment losses are recorded in the statement of operations. A writedown of long-term investments to reflect a loss in value is not reversed for a subsequent increase in value.

For financial instruments measured using amortized cost, the effective interest rate method is used to determine interest revenue or expense.

Measurement uncertainty

In preparing the financial statements, management is required to make estimates and assumptions that affect the reported amounts of assets and liabilities and the disclosure of contingent liabilities at the date of the financial statements and the reported amounts of revenue and expenses during the reporting period.

A portion of the revenue recognized from the MOH requires estimation. The Hospital has entered into accountability agreements that set out the rights and obligations of the parties in respect of funding provided to the Hospital by the MOH for the year ended March 31, 2022. The accountability agreements set out certain performance standards and obligations that establish acceptable results for the Hospital's performance in a number of areas.

If the Hospital does not meet its performance standards or obligations as set out in the agreements or in specific funding letters, the MOH has the right to adjust funding received by the Hospital. The MOH is not required to communicate certain funding adjustments until after the submission of year-end data. Since this data is not submitted until after the completion of the financial statements, the amount of MOH funding received during a year may be increased or decreased subsequent to year-end. The amount of revenue recognized in these financial statements represents management's best estimates of amounts that have been earned during the year.

The COVID-19 pandemic has added to the Hospital's measurement uncertainty primarily due to judgment required by management to make significant assumptions related to critical estimates as they relate to funding received from the MOH for incremental costs related to COVID-19. Calculating the amount of the incremental funding requires judgment in interpreting the related guidelines published by the MOH as of the date of these financial statements. There is uncertainty as to the extent to which funding will be clawed back if additional clarifying guidance is published by the MOH. Given the likelihood of the MOH issuing additional guidance, there is an increased risk that funding provided may be clawed back and that COVID-19 funding has not been appropriately recorded in the statement of operations.

Actual results could differ from those estimates. Accounts requiring significant estimates include collectibility of accounts receivable, accrued and contingent liabilities, deferred revenue and employee future benefits. Employee future benefits (note 9) are subject to measurement uncertainty because actual results may differ significantly from the Hospital's best long-term estimate of expected results.

North York General Hospital

Notes to Financial Statements

March 31, 2022

(in thousands of dollars)

Use of estimates

In preparing the financial statements, management is required to make estimates and assumptions that affect the reported amounts of assets and liabilities and the disclosure of contingent liabilities at the date of the financial statements and the reported amounts of revenue and expenses during the reporting period. Actual results could differ from those estimates. Accounts requiring significant estimates include collectibility of accounts receivable, recoverability and useful lives of capital assets, COVID-19 revenue and employee future benefits.

3 Invested in capital assets

	2022 \$	2021 \$
Capital assets	239,299	206,711
Long-term debt (note 7)	(7,065)	(7,769)
Deferred capital contributions expended	(122,177)	(114,882)
	<u>110,057</u>	<u>84,060</u>

The change in net assets invested in capital assets is determined as follows:

	2022 \$	2021 \$
Excess of revenue over expenses		
Amortization of deferred capital contributions		
Equipment and software	3,579	3,651
Building and parking facilities	5,074	4,764
	<u>8,653</u>	<u>8,415</u>
Amortization of capital assets		
Equipment and software	8,162	7,869
Building and parking facilities	7,945	7,378
	<u>16,107</u>	<u>15,247</u>
Excess of expenses over revenue	<u>(7,454)</u>	<u>(6,832)</u>
Net change in invested in capital assets		
Purchase of capital assets	48,695	27,415
Increase in deferred capital contributions	(15,948)	(10,821)
Decrease in long-term debt	704	846
	<u>33,451</u>	<u>17,440</u>

North York General Hospital

Notes to Financial Statements

March 31, 2022

(in thousands of dollars)

4 Accounts receivable

	2022 \$	2021 \$
MOH	21,103	21,512
Patient receivables	8,658	7,747
Ontario Health	1,192	1,010
North York General Hospital Foundation	284	203
Other	7,035	5,600
	<hr/>	<hr/>
	38,272	36,072
Less: Allowance for doubtful accounts	453	501
	<hr/>	<hr/>
	37,819	35,571
	<hr/>	<hr/>

5 Capital assets

	2022		
	Cost \$	Accumulated amortization \$	Net \$
Land	541	-	541
Parking facilities	27,766	17,182	10,584
Buildings	280,852	136,306	144,546
Equipment	199,878	174,564	25,314
Software	46,677	35,175	11,502
	<hr/>	<hr/>	<hr/>
	555,714	363,227	192,487
Projects-in-progress	46,812	-	46,812
	<hr/>	<hr/>	<hr/>
	602,526	363,227	239,299
	<hr/>	<hr/>	<hr/>
	2021		
	Cost \$	Accumulated amortization \$	Net \$
Land	541	-	541
Parking facilities	27,271	16,391	10,880
Buildings	267,307	129,152	138,155
Equipment	194,652	168,649	26,003
Software	42,279	33,975	8,304
	<hr/>	<hr/>	<hr/>
	532,050	348,167	183,883
Projects-in-progress	22,828	-	22,828
	<hr/>	<hr/>	<hr/>
	554,878	348,167	206,711
	<hr/>	<hr/>	<hr/>

North York General Hospital

Notes to Financial Statements

March 31, 2022

(in thousands of dollars)

6 Long-term investments

The Hospital has invested cash committed to be spent on future construction and capital projects with an investment management firm. These investments are held in short-term bond pooled funds at a fair value of \$5,600 (2021 – \$5,692).

Also included in long-term investments is the Hospital's investment in two joint ventures of \$573 (2021 – \$811) (note 11).

7 Long-term debt

	2022 \$	2021 \$
Term loan bearing interest at 6.38%, repayable in blended monthly payments of \$17, maturing April 2021	-	17
Term loan, bearing interest at 5.97%, repayable in blended monthly payments of \$35, maturing October 2029	2,534	2,791
Term loan, bearing interest at 6.22%, repayable in blended monthly payments of \$61, maturing February 2030	4,531	4,961
	<hr/>	<hr/>
	7,065	7,769
Less: Current portion	730	704
	<hr/>	<hr/>
	6,335	7,065
	<hr/>	<hr/>

Principal repayments of long-term debt are as follows:

	\$
2023	730
2024	775
2025	825
2026	876
2027	932
Thereafter	2,927
	<hr/>
	7,065
	<hr/>

The Hospital fixed the interest rates on all the term loans by entering into interest rate swap agreements. Interest rate swap contracts range from 5.97% to 6.38% and expire in fiscal 2030.

The Hospital has available an unsecured operating facility with a Canadian chartered bank in the amount of \$12,000. The Hospital has \$86 (2021 – \$86) in outstanding letters of credit drawn on this facility.

North York General Hospital

Notes to Financial Statements

March 31, 2022

(in thousands of dollars)

8 Deferred capital contributions

Deferred capital contributions represent the unamortized amount and unspent amount of donations and grants received for the purchase of capital assets.

	2022 \$	2021 \$
Balance – Beginning of year	141,502	129,271
Contributions received	33,724	20,646
Amortization	(8,653)	(8,415)
	<hr/>	<hr/>
Balance – End of year	166,573	141,502

Included in the year-end balance is \$44,395 (2021 – \$26,620) in unspent donations and grants.

9 Employee benefit plans

Healthcare of Ontario Pension Plan

Contributions made to the plan during the year by the Hospital amounted to \$17,553 (2021 – \$17,190). These amounts are included in the employee benefits expense in the statement of operations. Should there be a contribution deficiency in the plan, the Hospital may be required to make additional contributions to cover these deficiencies.

Other post-employment benefit plans

The Hospital offers various non-pension post-employment benefit plans to a number of its employees.

The Hospital is responsible for 50% to 75% of the cost of extended healthcare, dental and semi-private accommodation and for 100% of the cost of group life insurance for some retirees.

Information about the Hospital's employee future benefits is as follows:

	2022 \$	2021 \$
Accrued benefit obligation – Beginning of year	14,125	13,144
Current service cost	621	565
Interest cost	419	429
Amortization of net actuarial (loss) gain	(3,359)	565
	<hr/>	<hr/>
Benefits paid	11,806	14,703
	(585)	(578)
	<hr/>	<hr/>
Accrued benefit obligation – End of year	11,221	14,125
Ending unamortized actuarial experience gain (loss)	1,558	(1,982)
	<hr/>	<hr/>
Accrued benefit liability	12,779	12,143

North York General Hospital

Notes to Financial Statements

March 31, 2022

(in thousands of dollars)

Employee contributions during the year were \$123 (2021 – \$139).

The most recent actuarial valuation of the obligation was performed as at March 31, 2022.

The significant actuarial assumptions utilized in measuring the Hospital's accrued benefit obligations for the non-pension post-retirement benefit plans are as follows:

- a discount rate to determine the accrued benefit obligations of 2.9% (2021 – 3.2%);
- dental costs increasing by 4.9% (2021 – 4%) per annum; and
- extended healthcare costs and semi-private hospital coverage of 4.5% (2021 – 4%).

10 Changes in non-cash components of working capital

	2022 \$	2021 \$
Accounts receivable	(2,248)	(12,517)
Prepaid expenses	(1,814)	327
Inventories	(851)	(1,449)
Other long-term asset	(544)	(901)
Accounts payable and accrued liabilities	28,147	19,539
Deferred revenue	5,762	1,767
Other long-term liability	298	488
	<hr/>	
	28,750	7,254
	<hr/>	

11 Related party transactions

The Foundation was established to raise funds to support the Hospital and its program and capital needs. The Foundation is incorporated without share capital under the laws of the Province of Ontario and is a charitable organization registered under the Income Tax Act (Canada). The Hospital is considered to have significant influence over the Foundation due to common directors on the boards. The Foundation provided capital grants during 2022 of \$7,752 (2021 – \$7,787), which have been reflected as deferred capital contributions, and also provided operational grants of \$2,345 (2021 – \$1,876), which have been recognized as revenue from ancillary operations. In addition, there is \$284 (2021 – \$203) receivable from the Foundation for reimbursement of costs incurred on its behalf.

The Hospital is party to a joint venture agreement with Proresp Inc. The joint venture, North York ProResp, provides home respiratory products and services to the community. The Hospital's share of revenue for the year was \$127 (2021 – \$175), which was recorded in ancillary operations.

The Hospital is party to a joint venture agreement with 2359158 Ontario Inc. The joint venture, North York General Assessment and Wellness Centre, provides independent medical examination services to insurance companies, employers, government organizations and the WSIB. The Hospital's share of revenue for the year was \$771 (2021 – \$912), which was recorded in ancillary operations.

North York General Hospital

Notes to Financial Statements

March 31, 2022

(in thousands of dollars)

12 Risk management

The Hospital is exposed to a variety of financial risks, including market risk, interest rate risk, credit risk and liquidity risk. The Hospital's overall risk management program focuses on the unpredictability of financial markets and seeks to minimize potential adverse effects on the Hospital's financial performance.

Market risk

The Hospital is exposed to market risk through the fluctuation of financial instrument fair values due to changes in market prices. The significant market risk to which the Hospital is exposed is interest rate risk.

Interest rate risk

Interest rate risk arises from the possibility that changes in interest rates will affect the value of fixed income securities held by the Hospital. The interest bearing long-term investments have a limited exposure to interest rate risk due to their nature. The Hospital has entered into interest rate swap contracts to mitigate the interest rate risk on the long-term debt.

Credit risk

The Hospital's principal financial assets are cash and cash equivalents, accounts receivable and long-term investments, which are subject to credit risk. The carrying amounts of financial assets on the statement of financial position represent the Hospital's maximum credit exposure at the statement of financial position date.

The Hospital's credit risk is primarily attributable to its accounts receivable. The amounts disclosed in the statement of financial position are net of an allowance for doubtful accounts, estimated based on previous experience and an assessment of the current economic environment. The Hospital is exposed to credit risk in the event of non-payment by patients for non-insured services and services provided to non-resident patients. The risk is common to hospitals as they are required to provide care for patients regardless of their ability to pay for services provided.

As at March 31, 2022, the following accounts receivable were past due but not impaired:

	30 days \$	60 days \$	90 days \$	Over 120 days \$
Accounts receivable	6,256	632	419	1,175

The credit risk on cash and cash equivalents and long-term investments is limited because the counterparties are institutions with high credit.

Liquidity risk

Liquidity risk is the risk the Hospital will not be able to meet its financial obligations when they come due. The Hospital manages its liquidity risk by forecasting cash flows from operations and anticipating investing and

North York General Hospital

Notes to Financial Statements

March 31, 2022

(in thousands of dollars)

financing activities and maintaining credit facilities to ensure it has sufficient available funds to meet current and foreseeable financial requirements.

The table below is a maturity analysis of the Hospital's financial liabilities:

	Up to 1 year \$	More than 1 year up to 5 years \$	More than 5 years \$	Total \$
Accounts payable and accrued liabilities	120,625	-	-	120,625
Other long-term liability	-	6,023	-	6,023
Long-term debt (including interest)	1,162	4,618	3,201	8,981
	<u>121,787</u>	<u>10,641</u>	<u>3,201</u>	<u>135,629</u>

13 Shared services

The Hospital is a member of Plexxus, a not-for-profit shared services organization the mandate of which is to provide supply chain services to member organizations. The objectives of Plexxus are to maximize supply chain savings that will be reinvested in direct patient care.

The Hospital is a member of Shared Hospital Laboratory, a not-for-profit organization whose mandate is to provide laboratory services to its member organizations. During the year the Hospital paid \$nil (2021 – \$1,526) to Shared Hospital Laboratory in connection with laboratory services.

14 Commitments and contingencies

- i) Due to the nature of its operations, the Hospital is periodically subject to lawsuits in which the Hospital is a defendant, as well as grievances filed by its various unions. In the opinion of management, the ultimate resolution of any current lawsuits and/or grievances would not have a material effect on the Hospital's financial position or results of operations.
- ii) Healthcare Insurance Reciprocal of Canada (HIROC) was formed in 1987 as an insurance reciprocal pursuant to the Insurance Act of Ontario. HIROC is licensed in Ontario, Manitoba, Saskatchewan, Alberta, Nova Scotia, Prince Edward Island, British Columbia, Northwest Territories, Yukon, Nunavut and Newfoundland and Labrador. It facilitates the exchange of reciprocal contracts of insurance among its subscribers, which are not-for-profit Canadian healthcare organizations including the Hospital. Subscribers pay annual premiums, which are actuarially determined and are subject to assessment for losses in excess of such premiums, if any, experienced by the group of subscribers for the years in which they were a subscriber. No such assessments have been made to March 31, 2022.

In fiscal 2015, the Hospital entered into an agreement with HIROC whereby HIROC continues to provide indemnity insurance to the Hospital; however, the cost of investigating and defending any litigation claim, previously included in the insurance premium, will be borne by the Hospital. Costs associated with claims arising prior to January 1, 2012 will be borne by HIROC. Projected costs of defending claims that arise subsequent to January 1, 2012 are based on claims defence costs incurred by HIROC in the past.

North York General Hospital

Notes to Financial Statements

March 31, 2022

(in thousands of dollars)

Since its inception in 1987, HIROC has accumulated an unappropriated surplus, which is the total of premiums paid by all subscribers plus investment income, less the obligation for claims reserves and expenses and operating expenses. Each subscriber that has an excess of premiums plus investment income over the obligation for its allocation of claims reserves and expenses and operating expenses, may be entitled to receive distributions of its share of the unappropriated surplus at the time such distributions are declared by the Board of Directors of HIROC. There is no distribution receivable from HIROC as at March 31, 2022.

iii) The Hospital has operating lease agreements with payments due approximately as follows:

	\$
2023	1,563
2024	1,574
2025	1,709
2026	1,670
2027	1,670
Thereafter	<u>11,814</u>
	<u>20,000</u>









North York General Hospital (Mar 2022) Final FS

Final Audit Report

2022-05-27

Created:	2022-05-27
By:	Rachel Younker (rachel.younker@nygh.on.ca)
Status:	Signed
Transaction ID:	CBJCHBCAABAAKcELKjyuRXjxFUY0AGOA0x52z8Pg5SGW

"North York General Hospital (Mar 2022) Final FS" History

-  Document created by Rachel Younker (rachel.younker@nygh.on.ca)
2022-05-27 - 1:33:49 PM GMT- IP address: 184.147.230.187
-  Document emailed to H Singh (hsingh@glopec.com) for signature
2022-05-27 - 1:35:52 PM GMT
-  Email viewed by H Singh (hsingh@glopec.com)
2022-05-27 - 1:41:00 PM GMT- IP address: 104.28.79.153
-  Document e-signed by H Singh (hsingh@glopec.com)
Signature Date: 2022-05-27 - 1:43:51 PM GMT - Time Source: server- IP address: 24.114.49.18
-  Document emailed to Bert clark (bert.clark@imcoinvest.com) for signature
2022-05-27 - 1:43:53 PM GMT
-  Email viewed by Bert clark (bert.clark@imcoinvest.com)
2022-05-27 - 1:43:56 PM GMT- IP address: 40.86.208.80
-  Document e-signed by Bert clark (bert.clark@imcoinvest.com)
Signature Date: 2022-05-27 - 2:51:44 PM GMT - Time Source: server- IP address: 174.119.204.111
-  Agreement completed.
2022-05-27 - 2:51:44 PM GMT